

CCBHC *Funding Facts*

Family & Children's Services (FCS) is a Certified Community Behavioral Health Clinic (CCBHC)

Cost Reporting *example*

Calculating The CCHBC Rate

Total CCBHC Costs	\$10,000,000
All Monthly Unique Clients Served (Including Commercial and no Payment Source)	÷ 10,000
"Cost" per Monthly Unique Client	\$1,000

Total Unique Clients Served Breakdown

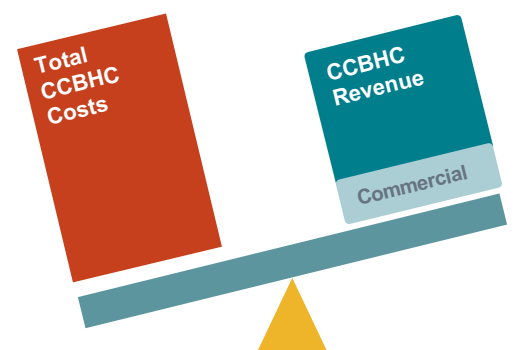
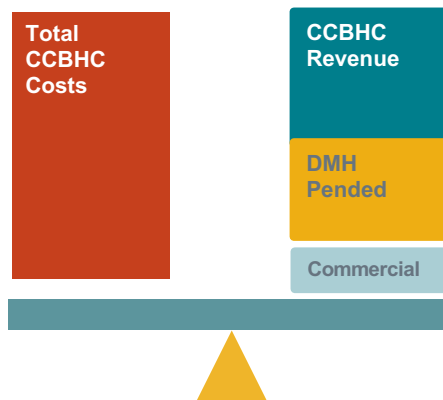
Medicaid Clients	6,000
DMH (Uninsured)	1,000
Commercial	2,500
Other	500
All Monthly Unique Clients Served	10,000

Meidcaid Payments

Medicaid Clients	\$6,000
CCBHC Payment Rate	X \$1,000
Medicaid Payments	\$6,000,000
Total CCBHC Costs	- \$10,000,000
Remainig Cost Requiring Non-Medicaid Payer Sources	\$4,000,000

Cost *reimbursement* balance

Without pended (uncompensated) payments, reimbursement becomes unbalanced resulting in an overwhelming deficit.



The purpose of
CCBHCs

is that *nobody is denied access.*

So, CCBHCs *must cover the costs* for those who have no payment source.

CCBHCs *reinvest* revenues, they *are not* money-makers

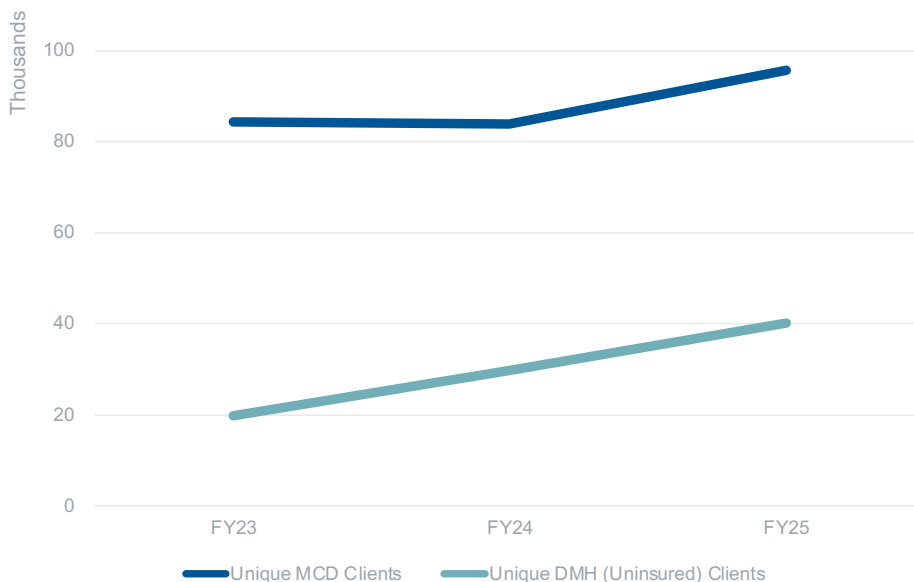
➔ **Myth**

Medicaid and Commercial Payments Cover CCBHC Costs

➔ **Fact**

Without Pended Payments, the CCBHC System Will Ultimately Break Under Its Own Weight!

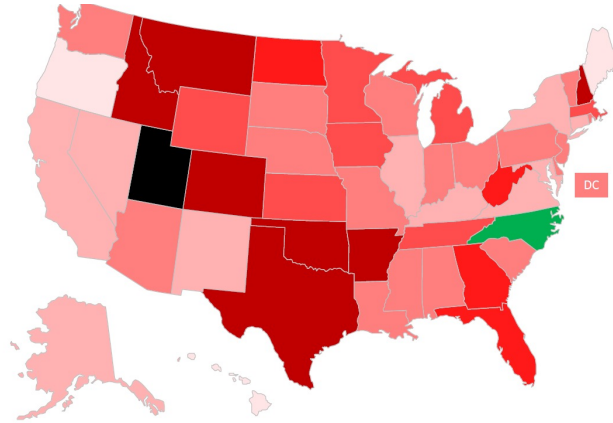
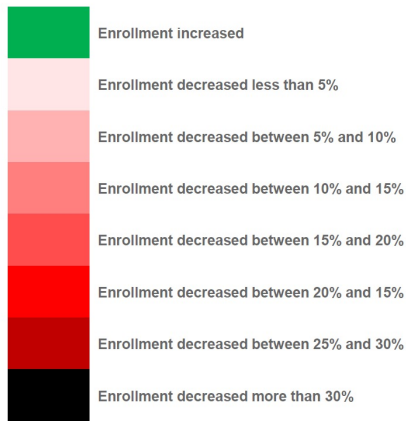
FCS CCBHCs Medicaid vs. Uninsured Clients



Between
FY23 to FY25
13% Growth
in CCBHC Clients
and
102% Growth
in Uninsured Clients

Accelerated Growth
in Uninsured Clients vs.
Medicaid due to change in
Medicaid Eligibility

Medicaid enrollment *trend*

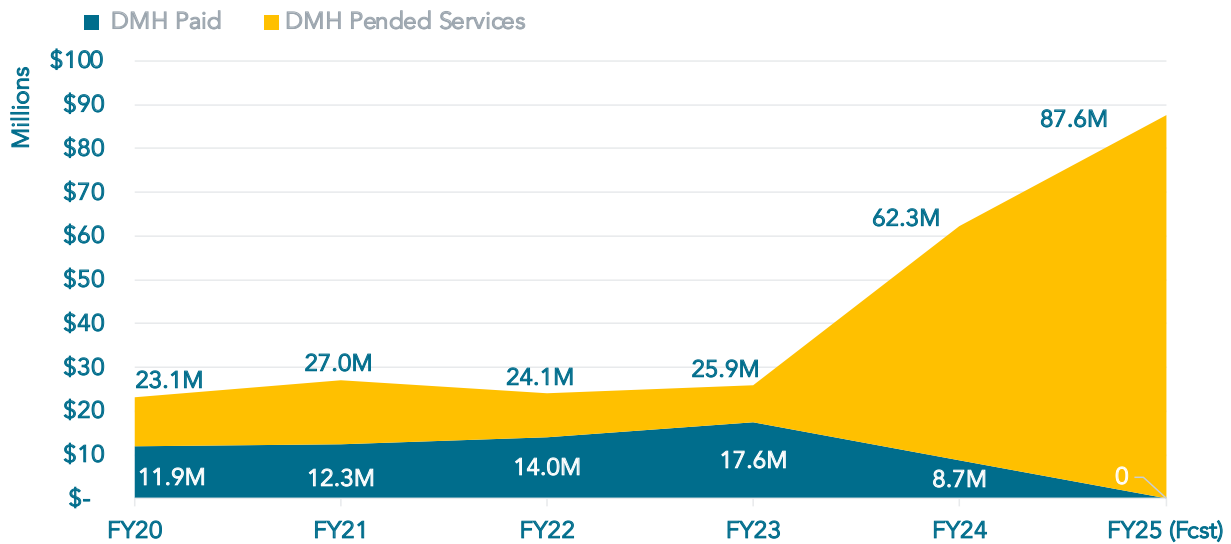


Medicaid eligibility impact on enrollment in Oklahoma **DECREASED** between 25%-30% beginning April 2024

Data as of March, 2024 as reported on <https://www.kff.org/report-section/medicaid-enrollment-and-unwinding-tracker-state-enrollment-and-unwinding-data/>

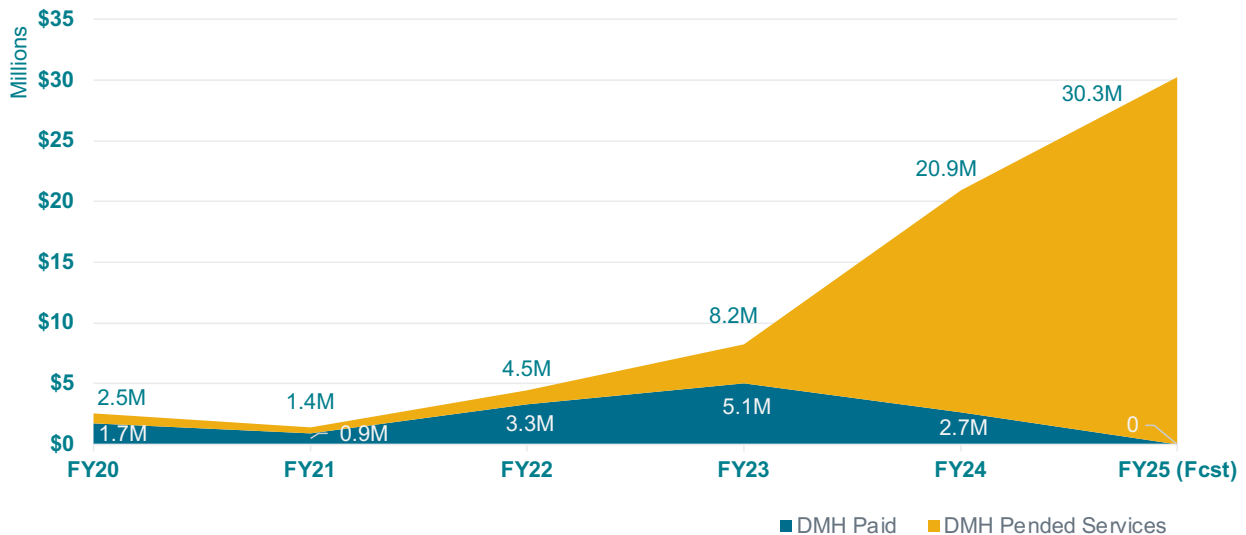
© 2024 Health Management Associates, Inc. All Rights Reserved.

Estimated Statewide CCBHC Pended (Uncompensated) Services

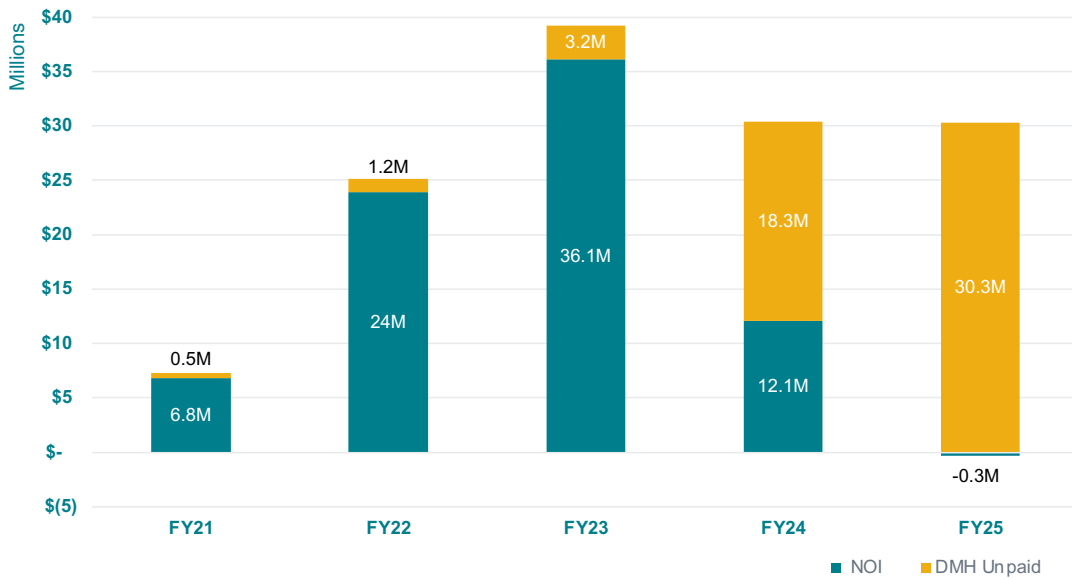


*Includes Alliance Data Only

Growth in FCS Pended (Uncompensated) Services



DMH Pended (Uncompensated) Impact on Net Operating Income



Historically **55%** of pended (uncompensated) services have been **covered** by DMH

In FY24 (compensated) services **declined to 14%** creating an **unsustainable burden**

CCBHC Rate Projection and Revenue Impact

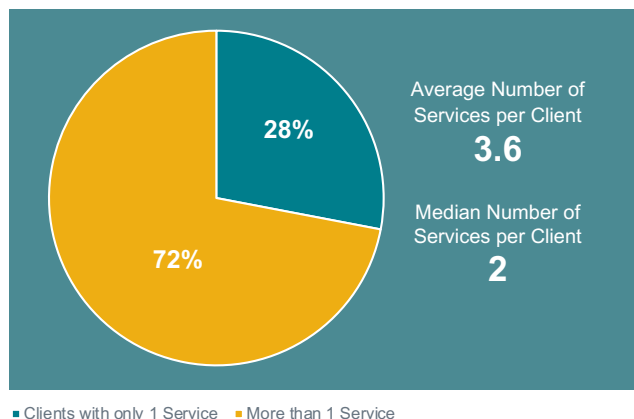
Initial Cost Report Rate	Current Rate + Medicare Economic Index Increases	FY24 Cost Report	FY25 Projected Cost Report (as of Dec)
\$831.86	\$901.64	\$790.18	\$827.83
	LOSS REVENUE (Flat Triggers)	\$(11,385,814)	\$(7,539,756)



Without Pended Payment, CCBHC *Must See an Increase* in Medicaid Clients Served to Break Even.

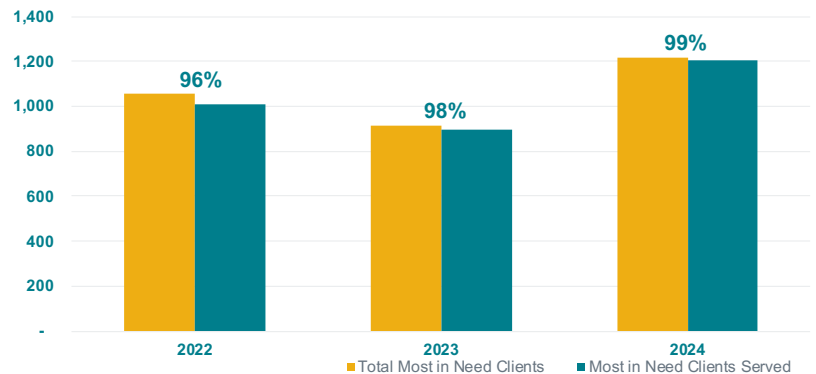
CCBHC Services Per Medicaid Client

FY25 July - December



■ Clients with only 1 Service ■ More than 1 Service

FCS Most in Need Clients Served



Scan to learn more about CCBHCs and their impact.